

POLLEN LIMITATION OF PLANT REPRODUCTION: Pattern and Process

Tiffany M. Knight,¹ Janette A. Steets,² Jana C. Vamosi,³
Susan J. Mazer,⁴ Martin Burd,⁵ Diane R. Campbell,⁶
Michele R. Dudash,⁷ Mark O. Johnston,⁸
Randall J. Mitchell,⁹ and Tia-Lynn Ashman²

¹National Center for Ecological Analysis and Synthesis, Santa Barbara, California 93101; email: tknight@biology2.wustl.edu

²Department of Biological Sciences, University of Pittsburgh, Pittsburgh, Pennsylvania 15260; email: jsteets@pitt.edu, tia1@pitt.edu

³Department of Biological Sciences, University of Calgary, Calgary, Alberta, Canada T2N 1N4; email: jvamosi@ucalgary.ca

⁴Department of Ecology, Evolution and Marine Biology, University of California, Santa Barbara, California 93106; email: mazer@lifesci.ucsb.edu

⁵School of Biological Sciences, Monash University, Melbourne, Victoria 3800, Australia; email: martin.burd@sci.monash.edu.au

⁶Department of Ecology and Evolutionary Biology, University of California, Irvine, California 92697; email: drcampbe@uci.edu

⁷Department of Biology, University of Maryland, College Park, Maryland 20742; email: mdudash@umd.edu

⁸Department of Biology, Dalhousie University, Halifax, Nova Scotia, Canada B3H 4J1; email: mark.johnston@dal.ca

⁹Department of Biology, University of Akron, Akron, Ohio 44325; email: rjm2@uakron.edu

Key Words breeding system, floral traits, meta-analysis, phylogenetically independent contrasts, pollination, resource limitation

■ **Abstract** Quantifying the extent to which seed production is limited by the availability of pollen has been an area of intensive empirical study over the past few decades. Whereas theory predicts that pollen augmentation should not increase seed production, numerous empirical studies report significant and strong pollen limitation. Here, we use a variety of approaches to examine the correlates of pollen limitation in an effort to understand its occurrence and importance in plant evolutionary ecology. In particular, we examine the role of recent ecological perturbations in influencing pollen limitation and discuss the relation between pollen limitation and plant traits. We find that the magnitude of pollen limitation observed in natural populations depends on both historical constraints and contemporary ecological factors.

INTRODUCTION

Pollen limitation occurs when plants produce fewer fruits and/or seeds than they would with adequate pollen receipt. Inadequate pollination can in turn affect plant abundance and population viability and cause selection on plant mating system and floral traits (e.g., Ashman et al. 2004; Johnston 1991a,b; Lennartsson 2002; Lloyd & Schoen 1992). Thus pollen limitation has attracted considerable attention from both ecologists and evolutionary biologists (Ashman et al. 2004, Burd 1994, Larson & Barrett 2000). Given that floral phenotype can affect pollen receipt (e.g., aerodynamic morphology for abiotic pollination and attraction and rewards for biotic pollination), selection for floral traits may be particularly strong in pollen-limited populations, and thus pollen limitation may play an important role in the evolution of secondary sexual traits (Ashman & Morgan 2004). Furthermore, there is concern that pollinators are declining in many habitats, which could lead to widespread pollen limitation and a global pollination crisis (e.g., Buchmann & Nabhan 1996), affecting not only the sustainability of plant populations but also that of the organisms that either directly or indirectly rely on them. Even ecosystem services provided to humans by plants and pollinators, such as pollination of crops, may be at risk (Buchmann & Nabhan 1996, Kremen et al. 2002, Kremen & Ricketts 2000, Ricketts et al. 2004).

To test for pollen limitation in natural populations, researchers often conduct pollen supplementation experiments in which they compare the reproductive success of control plants with that of plants given supplemental pollen. If plants (or inflorescences or flowers) produce more fruits or seeds when supplemented, then it is usually concluded that reproduction is limited by pollen receipt (e.g., Ashman et al. 2004, Bierzychudek 1981).

Sexual selection theory assumes that female reproductive success is limited by resources rather than by access to mates (receipt of pollen) (Bateman 1948, Janzen 1977, Willson & Burley 1983, Wilson et al. 1994). In addition, one set of predictions, based on optimality theory, suggests that plants should evolve a level of attraction in which the benefits of attraction balance the costs of seed maturation (Haig & Westoby 1988). Both frameworks suggest that pollen addition should not increase fruit or seed set in populations at evolutionary equilibrium because resources should be unavailable for maturation of the additional fertilized ovules. However, empirical tests indicate the contrary: Pollen insufficiency often limits seed production, sometimes severely (reviewed in Ashman et al. 2004, Burd 1994, Larson & Barrett 2000).

There are several possible explanations for the apparent prevalence and strength of pollen limitation. First, recent ecological perturbations may disrupt coevolved interactions between plants and pollinators leading to pollen limitation. Second, pollen limitation may represent an evolutionary equilibrium in a stochastic environment. Finally, plant traits that promote outcrossing may evolve even when pollen limitation increases as a correlated response to selection on these traits.

We begin our consideration of these possible explanations with a brief introduction to the theoretical frameworks proposed to explain the causes and consequences of pollen limitation. Second, we discuss the evidence that ecological perturbations may contribute to pollen limitation. Third, we provide an overview of the extent and distribution of pollen limitation within and among plant species using quantitative meta-analysis (Gurevitch et al. 2001) on the most extensive data set on pollen limitation available. And finally, we use comparative approaches that account for phylogeny to explore relationships between plant traits and the magnitude of pollen limitation.

THEORETICAL BACKGROUND

An optimal plant in a constant environment should allocate resources perfectly between plant attraction and seed provisioning to ensure that enough pollen arrives to fertilize ovules that will mature to seed (Haig & Westoby 1988). As a result, pollen supplementation experiments should not, at least on average, enhance seed production. This is because plants exhibiting the optimal strategy do not have extra resources available for maturation of ovules fertilized by supplemental pollen. However, plants in recently degraded habitats may be pollen limited because they have not had enough time to evolve to their new optimal level of allocation. In a section below, we examine evidence for increased pollen limitation following ecological perturbations.

Even if plants are at an evolved equilibrium, pollen limitation might be expected if there is intraplant variation in pollen receipt. In a theoretical treatment, Burd (1995) considered whether plants should package more ovules within each flower than resources would allow the plant to mature into seeds should they all be fertilized. Such overproduction of ovules allows a plant to capitalize on particularly plentiful pollination of some flowers. Because most plants package ovules in multiple flowers or inflorescences, there is an economy of scale within packages, where per-ovule costs decrease as ovule number increases (Thomson 1989). The model assumes that individual plants can direct resources toward fertilized ovules and can, therefore, take advantage of occasional abundant pollen receipt. Higher flower-to-flower variance in pollen receipt (which increases the frequency of occasional, abundant pollination), greater non-ovule flower costs (e.g., pedicel, corolla), and cheaper ovules all favor excessive ovule production. We expect to see greater pollen limitation in plants that have high ovule numbers per flower and high interflower variation in pollen receipt.

The presence of pollen limitation reduces seed production and, therefore, may have a variety of demographic consequences. Reductions in seed production may have effects on the overall population size, particularly in short-lived species without a seed bank, in species that respond to disturbances by re-establishing from seeds (Ashman et al. 2004, Bond 1994). As landscapes become increasingly

fragmented, the persistence of plant populations may depend on the abilities of their pollinators to move between patches (Amarasekare 2004). Pollen limitation may also play a role in the coexistence among plant species within a community (Feldman et al. 2004, Ishii & Higashi 2001). It is well known that trade-offs among plants in performance traits can facilitate coexistence; therefore, plants that trade-off in their ability to compete for resources and attract pollinators might be better able to coexist. However, to date, the role of pollen limitation on plant community composition has received little theoretical and empirical attention.

Persistent pollen limitation has evolutionary consequences; most notably, pollen limitation may favor the evolution of self-compatibility and/or increased selfing when selfing offers reproductive assurance. Pollen discounting and inbreeding depression are expected to counteract any selection pressures to increase the selfing rate; however, pollen discounting may be reduced when plants are pollen limited, which would promote the evolution of increased selfing (Porcher & Lande 2005). Evolution of self-compatibility and/or increased selfing has been suggested for plants in recently established habitats (as in Baker's law; Pannell & Barrett 1998), for plants occurring at low densities (Morgan et al. 2005), and for plants in variable pollination environments (Morgan & Wilson 2005). Furthermore, pollen limitation has been proposed as a mechanism by which androdioecy can evolve from dioecy; hermaphrodites suffer less pollen limitation than female plants (Liston et al. 1990, Maurice & Fleming 1995, Wolf & Takebayashi 2004). Also, it has been suggested that plants evolve to have only partial expression of self-incompatibility as an adaptation to avoid pollen limitation (Vallejo-Marín & Uyenoyama 2004). In all, plants that are hermaphroditic and self-compatible are expected to have lower levels of pollen limitation than those that are obligate outcrossers. In the evolutionary consequences of pollen limitation section below, we examine the evidence for this from pollen supplementation experiments.

Likewise, wind pollination should reduce the reliance of plants on pollinators and as such may evolve when plants are pollen limited; this possibility has been discussed in detail for dioecious species. Dioecious species are often sexually dimorphic (females typically inconspicuous relative to males), and during years of low pollinator abundance, this makes female reproductive success particularly prone to pollen limitation (Vamosi & Otto 2002). While the order of origin of dioecy and of wind pollination is a matter of debate, it may be that dioecious species that persist evolve mechanisms, such as wind pollination, that reduce reliance on pollinators. A related argument notes that separation of genders in dioecious species increases variance in reproductive success (i.e., pollen limitation) (Wilson & Harder 2003) and leads to selection for variance-reducing mechanisms such as high pollen or seed dispersal.

Pollen limitation may cause stronger selection on attractive traits that enhance reliability of pollinator visits (Ashman & Diefenderfer 2001; Johnston 1991a,b; Wilson et al. 1994). Similarly, pollen limitation may select for changes in floral shape; zygomorphic flowers attract more specialized pollinators than actinomorphic flowers, and these pollinators may provide more reliable pollination (Neal

et al. 1998). Thus we expect that plants that make larger and more specialized flowers may have lower levels of pollen limitation than those that make smaller actinomorphic flowers.

ECOLOGICAL PERTURBATIONS AND POLLEN LIMITATION

Changes in the abiotic or biotic features of the habitat and changes in the range of plants and/or pollinators can disrupt plant-pollinator interactions (Bond 1994, Kearns et al. 1998, Wilcock & Neiland 2002). Because plants in recently perturbed environments will not have made evolutionary adjustments, these plants may show unusually high levels of pollen limitation.

Types of Ecological Perturbations

Here, we briefly discuss several types of ecological perturbations, the mechanisms by which they alter the magnitude of pollen limitation, and the evidence of their occurrence from pollen supplementation experiments (Table 1).

PRESENCE OF CO-FLOWERING PLANT SPECIES Changes in abiotic or biotic conditions may change the identity or abundance of co-flowering plant species, and the presence of co-flowering species can reduce or increase pollination success of a focal species (Table 1). Facilitation may be more likely when plant species offering little reward are surrounded by rewarding plant species (Johnson et al. 2003, Lavery 1992), whereas competition for pollinators may be more likely between equally rewarding species.

DECREASES IN PLANT POPULATION SIZE/DENSITY Many ecological perturbations such as habitat fragmentation (Cunningham 2000), human harvesting (Hackney & McGraw 2001), and increases in herbivore abundance (Vázquez & Simberloff 2004) reduce plant abundance. Decreases in plant density are generally assumed to decrease pollination success and increase the magnitude of pollen limitation of both animal- and wind-pollinated plant species (Table 1). In addition, reductions in plant density may affect offspring quality. If pollinators visit more flowers on the same plant when density is low, this will increase the level of inbreeding for self-compatible plants (e.g., Karron et al. 1995). Alternatively, increases in the interplant distance traveled by pollinators may increase the outcrossing rate if plants that are further away are also less related (Lu 2000, Schaal 1978).

POLLINATOR LOSS Ecological perturbations that displace pollinators may result in pollen limitation in plants that utilize those pollinators. However, there are few studies demonstrating that the loss of a pollinator results in increased pollen limitation (Table 1). It may be that such cases occur but have not been documented

TABLE 1 For each type of ecological perturbation, we provide the predicted consequences for pollen limitation (PL), an explanation of the mechanism, and supporting studies

Ecological perturbation	Predicted consequence for pollen limitation	Explanation	Empirical support
Presence of other plant species	PL _{coflowering species} > PL _{single flowering species}	Co-flowering results in pollinator competition, increased heterospecific pollen delivery, and/or stigma clogging by heterospecific pollen ^a	Campbell 1985, Gross 1996, Gross & Werner 1983
	PL _{coflowering species} < PL _{single flowering species}	Co-flowering results in increased pollinator attraction ^b	Moeller 2004
Plant population size/density	PL _{in small populations} > PL _{in large populations}	Small populations have reduced pollinator visitation, pollen deposition ^c , ratio of conspecific to heterospecific pollen delivered ^d and more intraplant pollinator visits ^e	Ågren 1996, Davis et al. 2004, Forsyth 2003, Knight 2003, Kunin 1997, Moeller 2004, Sih & Balthus 1987, Waites & Ågren 2004, Ward & Johnson 2005
Pollinator loss	PL _{with fewer pollinators} > PL _{with more pollinators}	Pollinator visitation rate increases with pollinator abundance and diversity ^f	Liu & Koptur 2003
Resource additions	PL _{in resource rich habitat} > PL _{in resource poor habitat}	Seed production depends solely on pollen receipt when resources are unlimited	Galen et al. 1985
Habitat size and isolation	PL _{in fragmented habitat} > PL _{in continuous landscape}	Habitat fragmentation reduces the abundance of plants and/or pollinators, alters pollinator composition ^g	Cunningham 2000, Groom 2001, Johnson et al. 2004, Moody-Weis & Heywood 2001, Steffan-Dewenter & Tschamtkke 1999, Wolf & Harrison 2001

(Continued)

TABLE 1 (Continued)

Ecological perturbation	Predicted consequence for pollen limitation	Explanation	Empirical support
Plant enemies (herbivores, pathogens)	PL _{with high enemy abundance} > PL _{with low enemy abundance}	Enemies decrease pollinator attraction and pollinator visitation ^b	None
	PL _{with high enemy abundance} < PL _{with low enemy abundance}	Enemies decrease plant resource status; plants become more limited by resources than pollen	Parker 1987
Plant mutualists (mycorrhizal fungi)	PL _{with high mutualist abundance} < PL _{with low mutualist abundance}	The presence of soil mutualists facilitates plant resource acquisition, pollinator visitation and seed set ⁱ	None
Pollinator predators	PL _{with pollinator predators} > PL _{without predators}	Predators reduce pollinator abundance and visitation rate ^j	Knight et al. 2005
Non-native plant species	PL _{non-native plants} > PL _{native plants}	Non-native plants lack effective pollinators ^k	None
	PL _{non-native plants} < PL _{nativeplants}	Non-native plants have a higher frequency of autogamy ^l	None
Non-native pollinators	PL _{with non-native pollinator} > PL _{without non-native pollinator}	Non-native pollinators compete with native pollinators, and are less efficient pollinators of crops and wild plants ^m	None

^aCampbell & Motten 1985; Caruso 1999, 2001; Galen & Gregory 1989; Waser 1983.

^bMoeller 2005, Rathcke 1983.

^cFausto et al. 2001, Feinsinger et al. 1991, Regal 1982, Whitehead 1983.

^dCaruso 2002, Kunin 1993.

^eFranceschinelli & Bawa 2000, Iwaizumi & Sakai 2004, Klinkhamer & de Jong 1990, Mustajärvi et al. 2001.

^fBuchmann & Nabhan 1996, Kearns et al. 1998, Thomson 2001.

^gJennersten 1988, Linhart & Feinsinger 1980.

^hMothershead & Marquis 2000; Steets & Ashman 2004; Strauss et al. 1996; Irwin, Brody & Waser 2001.

ⁱWolfe et al. 2005.

^jDukas 2001, Dukas & Morse 2003, Muñoz & Arroyo 2004, Suttle 2003.

^kParker 1997.

^lRambuda & Johnson 2004.

^mO'Toole 1993, Paine 2004, Paton 1993, Sugden & Pyke 1991.

or that the majority of plants are buffered against the loss of any single pollinator species (Morris 2003) because of generalized pollination systems (Waser et al. 1996), the presence of other functionally redundant pollination species (Balvanera et al. 2005, Fenster et al. 2004), and/or autogamous pollination.

RESOURCE AVAILABILITY Several perturbations may rapidly increase or decrease the resources available to plants (i.e., agricultural runoff, competition with non-native plant species). Based on theoretical predictions (Haig & Westoby 1988), increases in resource availability should cause plant reproductive output to become more limited by pollen receipt than by resources. Although several studies have factorially manipulated pollen and resources (i.e., water, nutrients, light), only one study reported a significant interaction between pollination and resource treatments in the expected direction (Table 1). This may reflect the abilities of plants to plastically respond to resource additions in their attraction traits or could suggest that factors in addition to resource availability and pollen receipt are influencing seed production (Campbell & Halama 1993).

HABITAT FRAGMENTATION Habitat fragmentation simultaneously affects a variety of abiotic and biotic factors, which directly or indirectly change the abundance and composition of plants and pollinators, and may lead to increased pollen limitation (Table 1). The effect of fragmentation on the magnitude of pollen limitation will depend on the extent of habitat loss and isolation. Pollinators with limited movement may be lost from fragmented habitats unless corridors are present (Townsend & Levey 2005). Furthermore, self-incompatible plants with specialized pollinators may be particularly prone to pollen limitation following habitat fragmentation (Bond 1994), although there are not enough studies of pollination within fragmented landscapes to make generalizations at this time (Aizen et al. 2002).

OTHER INTERACTING SPECIES Changes in the abundance of plant enemies (e.g., herbivores, pathogens, nectar robbers), plant mutualists (e.g., mycorrhizal fungi), and pollinator enemies (predators) may all affect interactions between plants and pollinators and thus the magnitude of pollen limitation (Table 1). Whereas many studies have factorially manipulated plant enemies and pollen receipt (Bertness & Shumway 1992, Garcia & Ehrlén 2002, Holland 2002, Juenger & Bergelson 1997, Krupnick & Weis 1999, Lehtila & Syrjanen 1995, Mizui & Kikuzawa 1991, Mothershead & Marquis 2000), only Parker (1987) found a significant interaction; enemies decreased the magnitude of pollen limitation. Other interacting species in the community have received much less attention and should be the target of future empirical work.

INTRODUCED PLANTS To date it is unclear what role pollen limitation has in the establishment and spread of non-native plants (Richardson et al. 2000). Plant ecologists have argued that introduced plants may be more or less likely to suffer pollen limitation (Table 1). Studies comparing the breeding system and magnitude

of pollen limitation of native and non-native plant species would be particularly informative, especially if phylogeny could be accounted for (i.e., by comparing related species). Once established, non-native plants may have consequences for the pollination of native species (Brown et al. 2002, Grabas & Laverty 1999, Moragues & Traveset 2005).

INTRODUCED POLLINATORS Pollinators, and in particular honeybees (*Apis mellifera*), have been introduced widely outside of their native range (Hanley & Goulson 2003). The presence of non-native pollinators is expected to increase the magnitude of pollen limitation in native plants (Table 1). However, no study to date has demonstrated this.

Population-Level Effects

Although we have shown that a variety of ecological perturbations can alter the magnitude of pollen limitation among plant species, plant species will not be equally responsive. We expect that plant species that are pollinated by specialists, those that are non-rewarding, and those that are self-incompatible or dioecious should be particularly vulnerable to ecological perturbations leading to increased levels of pollen limitation (Bond 1994). In addition, even if pollen limitation does occur, this will not necessarily have large effects on the abundance and viability of plant populations (Ashman et al. 2004). Plants that are long-lived or capable of asexual reproduction are less vulnerable to pollination-driven extinction (Bond 1994, Johnson et al. 2004). Few studies have examined whether plant traits related to pollination biology can help to explain large-scale patterns of rarity in plants; those that have, however, provide intriguing results (Neiland & Wilcock 1998, Vamosi & Vamosi 2005a, Wilcock & Neiland 1998). For example, non-rewarding orchid species are rarer than their rewarding counterparts (Neiland & Wilcock 1998), and dioecious families were more often listed as threatened or endangered than their hermaphrodite sister taxa (Vamosi & Vamosi 2005a).

PATTERNS OF POLLEN LIMITATION

Here, we describe the pattern of pollen limitation documented from pollen supplementation experiments conducted over the past 25 years. In particular, we ask the following questions:

1. Which components of seed production (e.g., fruit set, seeds per plant) are most commonly studied, and do these components show similar patterns?
2. What is the prevalence and magnitude of pollen limitation?
3. How much of the variation in the magnitude of pollen limitation occurs across plant taxa, across populations within a species, and across individuals within a population?

To describe patterns in pollen limitation within and across plant species, we created a data set from published and unpublished pollen supplementation experiments. We searched ISI's *Web of Science* and *Biological Abstracts* for the publication years 1981–2003 using the key words pollen limit*, supplement* poll*, and hand poll*. We also solicited unpublished data, which were generously provided by Chris Ivey, Susan Kephart, Renate Wesselingh, Lorne Wolfe, and Helen Young. We only included studies that reported the sample size, mean, and some measure of variance among plants in pollen-supplemented and control treatments, and studies that measured one of the following five response variables: percent fruit set (percent of flowers setting fruit), percent seed set (percent of ovules setting seed), number of seeds per fruit, number of seeds per flower, and number of seeds per plant. When variance was not presented and data were binary (i.e., fruit set), we calculated variance from the mean and sample size of each treatment. Data published in graphical form were estimated using digitizing software (Grab It, version 1, 1998). We also recorded other information regarding plant traits, pollinator environment, habitat, and methodology; these are discussed in detail in the analyses below.

To describe general patterns of pollen limitation, we included data only from plants that were not manipulated in other ways (e.g., nutrient addition). When a study involved multiple populations, we considered each population to be a separate data record. Likewise, when a study considered multiple years, each year was considered a separate data record (as long as the treatments were not applied to the same plants each year). However, when studies included within-year variation (e.g., studies that applied treatments to some plants early in the season and others later in the season) and/or within-population variation (e.g., plants with different style morphs within a population), we averaged across these to produce a single value of pollen limitation for each response variable. For the few studies that applied pollination treatments in more than one year on the same plants, only the first year of the study was included. In all, we had 655 records from 263 studies, which were conducted on 306 plant species in 80 plant families.

To examine the magnitude of pollen limitation for each response variable, we calculated effect size from pollen supplementation experiments as the log response ratio ($\ln R$),

$$\ln R = \ln(\bar{X}^E / \bar{X}^C),$$

where \bar{X} is the mean of the response variable, and E and C denote the experimental (supplemented) and control treatments (Gurevitch et al. 2001, Hedges et al. 1999). A value of 0 reflects no difference in reproductive success between plants in the supplemented and control treatments, a positive value indicates higher reproductive success in the supplemented treatment, and a negative value indicates higher reproductive success in the control treatment. Because studies varied in sample size and therefore sampling variance, we weighted individual studies by their variances before calculating the average effect size (Gurevitch et al. 2001).

Pollen supplementation experiments may indicate higher magnitudes of pollen limitation when only a fraction of the plant's flowers receive the experimental treatment relative to whole-plant treatment (Zimmerman & Pyke 1988). Many plant species can reallocate resources among flowers within inflorescences, and many polycarpic species can reallocate unused resources to reproduction in future years (Calvo 1993, Campbell & Halama 1993, Dudash & Fenster 1997, Ehrlen & Eriksson 1995, Primack & Hall 1990, Primack & Stacy 1998, Stephenson 1981, Zimmerman & Pyke 1988). As a result, fruit set for the flowers hand-pollinated may exceed the controls even though a whole plant would be unable to respond with higher fruit set. Although these reallocation problems were pointed out in detail by Zimmerman & Pyke (1988), most pollen supplementation experiments are still conducted on only a portion of a plant's flowers, likely because of the difficulty in pollinating all flowers on long-lived plants. Because the level at which the treatments are applied influences the overall magnitude of pollen limitation (T.M. Knight, J.A. Steets, T.-L. Ashman, unpublished data), we distinguished between studies conducted on all or a portion of the flowers on a plant in our analyses.

Which Components of Seed Production Are Most Commonly Studied and Do These Components Show Similar Patterns?

Studies differed in the number and type of response variables (e.g., fruit set, seeds per plant) measured. Of the 655 records described above, 482 report measures of pollen limitation for percent fruit set, 170 for percent seed set, 182 for number of seeds per fruit, 94 for number of seeds per flower, and 87 for number of seeds per plant. Because percent fruit set was the most commonly measured response variable, we primarily use percent fruit set effect size for the analyses in this review. However, seeds per plant is the most appropriate response variable for most questions related to the study of pollen limitation, as it measures the effect on maternal fitness of an individual plant (Ashman et al. 2004, Dudash & Fenster 1997). To determine how well the magnitude of pollen limitation reported for fruit set (the most commonly measured response variable) correlated with the magnitude of pollen limitation reported for seeds per plant (the best response variable), we correlated these effect sizes for the 63 data records in which both response variables were reported. Most of these 63 data records were for herbaceous species, in which pollination treatments at the whole plant level were possible. We find a strong correlation between these effect sizes (Pearson's $r = 0.567$, $P < 0.001$) (Figure 1), suggesting that pollen limitation in percent fruit set is a good indicator of pollen limitation in the number of seeds produced by the entire plant. However, we note that there are two outlier points in which strong pollen limitation was present for percent fruit set but not in total seed production. This could result from plants in the supplement treatment making fewer flowers than plants in the control treatment.

What Is the Prevalence and Magnitude of Pollen Limitation?

Sixty-three percent of the 482 data records on percent fruit set showed significant pollen limitation (for each data record, significant pollen limitation was determined

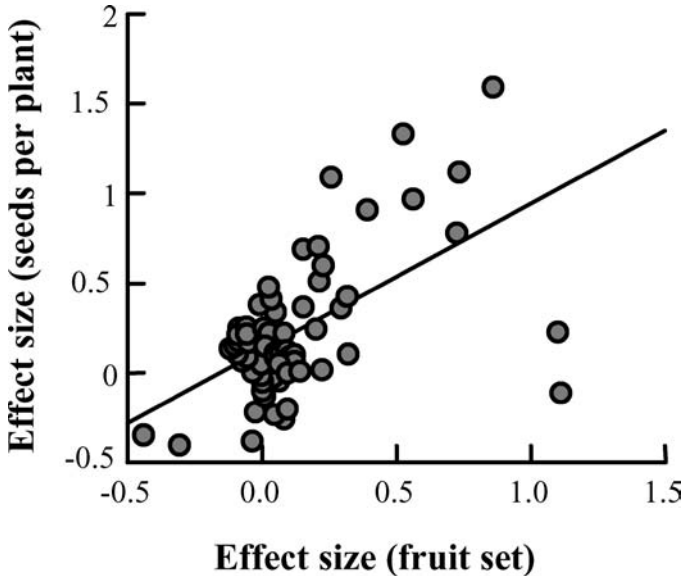


Figure 1 Relationship between two measures of pollen limitation effect size, percent fruit set and number of seeds per plant, for data records in which both were measured.

by a 1-tailed *t*-test). These results are similar to the prevalence calculated in slightly different ways in previous reviews of pollen limitation. For example, Burd (1994) reported that 62% of plant species showed pollen limitation in some populations or years (see also Ashman et al. 2004, Larson & Barrett 2000, Young & Young 1992).

The distribution of effect sizes for percent fruit set across all our data records suggests a high magnitude of pollen limitation in angiosperms. The weighted average effect size of 0.52 was significantly positive (i.e., 95% confidence intervals do not overlap with zero) and the distribution was leptokurtic distribution. The weighted average effect size corresponds to 75% higher fruit set in the supplemented compared with that in the control treatment (Figure 2).

How Much of the Variation in the Magnitude of Pollen Limitation Occurs Across Plant Taxa, Within Plant Species, and Within Populations?

Although we did not find differences in effect size for percent fruit set among Classes or Orders of plants in our full data set, the effect size differed significantly among plant families (variance component = 22% of the total variance within Class), among genera within families (variance component = 15%), and among

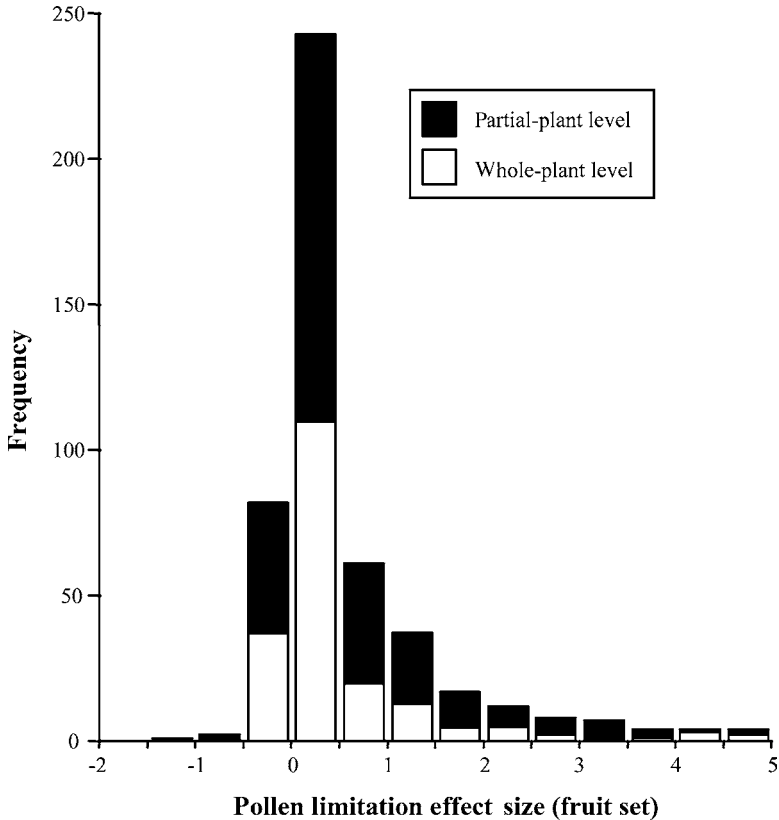


Figure 2 Histogram showing pollen limitation effect size for percent fruit set ($N = 482$ data records). See text for calculation. Shading indicates the level of treatment (whole-plant versus partial-plant) used in the pollen supplementation experiment.

species within genera (33%)¹. Variation among families still existed when we restricted the analysis to the studies conducted at the partial-plant level (variance component = 37%), suggesting that differences in pollen limitation among taxa are not solely due to methodological differences in how these taxa are studied. For studies at the whole-plant level, which give the least biased estimates of pollen limitation, significant taxonomic variation was retained only for variation among species in fruit set ($P < 0.05$). These findings suggest that related taxa may share

¹For these analyses we treated Class (Monocots vs. Eudicots) as a fixed factor and all other levels (Order, Family, Genus, Species) as random factors fully nested within the higher levels. Because our sampling at various taxonomic levels was unbalanced, we used the Mixed procedure in SAS software (version 8.2; SAS 2001) to find restricted maximum likelihood estimates of the variance components (Littell et al. 1996).

traits that affect the degree of pollen limitation and justify further analyses using phylogenetically corrected methods (see below).

Significant variation among populations of a species may signify that ecological features of the habitat, which vary in space and time, drive patterns of pollen limitation. In addition, high variation in pollen limitation may occur among individuals within a population as a result of microsite differences or phenotypic differences between individual plants. In our data set, three species were studied in more than 10 localities or years, and several studies examined within season and within individual variation in pollen limitation. In general, variation within these species, seasons, and across individuals within a population was small relative to the variation observed across taxa. Specifically, the range of pollen limitation observed for three well-studied species was 0 to 0.30 for *Trillium grandiflorum* (Kalisz et al. 1999, Knight 2003); -0.31 to 0.31 for *Silene dioica* (Carlsson-Graner et al. 1998); and -0.03 to 1.11 for *Narcissus assoanus* (Baker et al. 2000).

Pollen limitation may vary among individuals within a population owing to variation in plant traits. A trait that has received much attention is flowering time, and several studies have suggested that pollination success can select for changes in flowering time (e.g., Campbell 1985, Gross & Werner 1983, Ramsey 1995, Santranderu & Lloret 1999, Widén 1991). For example, Santranderu & Lloret (1999) found that *Erica multiflora* individuals flowering at the peak of the population bloom were less pollen limited than those flowering early or late, possibly because peak flowers are more likely to receive pollinator visits and outcross pollen. Others have suggested that temporal variation in pollen limitation may be caused by interspecific competition for pollinators (e.g., Campbell 1985, Gross & Werner 1983, Ramsey 1995) and temporal shifts in the sex ratio of the population (Jennersten et al. 1988, Le Corff et al. 1998).

MACROEVOLUTIONARY PATTERNS OF POLLEN LIMITATION

A number of traits may cause, or coevolve with, increased pollen limitation, and these can be divided into two main categories: (a) traits associated with sexual reproduction, including flower size, floral longevity, breeding system, floral shape, pollination syndrome, and ovule number per flower; and (b) life-history traits, including the number of reproductive episodes and the capability for asexual reproduction. Associations or correlations among species between a trait and pollen limitation can be from two distinct phenomena: (a) A direct causal relationship owing to the effects of the trait phenotype on pollinator behavior (e.g., flower size and pollen limitation; large-flowered species may attract more pollinators and are therefore less pollen limited) and (b) a coevolutionary adaptation (e.g., it may be adaptive for species with chronically unpredictable pollinator service to produce excess ovules per flower, which frequently make its flowers appear

pollen limited). In the latter case, there is the joint evolution of two (or more) traits because the particular combination of traits represents the outcome of natural selection.

We conducted two types of analyses to detect associations between plant traits and pollen limitation. First, we performed traditional statistical analyses (in this case, meta-analysis), often referred to as TIPS analyses, in which each species represents an independent data point (Burd 1994, Sutherland 1986). When more than one data record was present for a species, we calculated a weighted average effect size for each species (see above and Verdu & Traveset 2004). Randomization tests were performed to determine whether qualitative variables such as self-compatibility predict levels of pollen limitation among species; linear regression was used to determine whether quantitative variables such as ovule number or flower size predict the magnitude of pollen limitation. TIPS analyses are vulnerable to two primary criticisms. First, closely related and phenotypically similar species may not represent statistically independent data (Felsenstein 1985). Second, unmeasured variables that are associated with taxonomic membership may confound the statistical relationships among the measured variables. Nevertheless, TIPS analyses of taxonomically highly diverse data sets can provide ecologists with tests of whether observed relationships among traits support predictions based on clear causal mechanisms.

Second, we used a more conservative approach—the analysis of phylogenetically independent contrasts (or PICs) that takes into account the evolutionary relationships among species—to detect the direction or magnitude of joint evolutionary change in focal traits (Felsenstein 1985, 1988; Garland et al. 1992; Harvey & Mace 1982; Harvey & Partridge 1989; Pagel & Harvey 1988). PICs statistically analyze contrasts, i.e., differences in trait values between each pair of sister taxa or clades that represent independent evolution of the trait from a common starting point (common ancestor). Wilcoxon signed-rank tests (Vamosi & Vamosi 2005b) and regression tests (Webb et al. 2002) were used to determine whether a unidirectional change in an independent trait is associated with a positive (or negative) directional change in a dependent trait more frequently than one would expect by chance for discrete and continuous traits, respectively.

Larson & Barrett (2000) conducted both TIPS and PICs analyses on 224 species of biotically pollinated plants to examine the association between plant traits and pollen limitation. Their TIPS analyses indicated that pollen limitation was significantly associated with numerous plant traits, whereas their PICs analyses of the same data detected limited significant results; pollen limitation was found to be lower in clades that are self-compatible and herbaceous. The TIPS analyses may have detected more significant associations than the PICs analyses because the focal traits exhibit strong phylogenetic signals and because pollen limitation was measured on a nonrandom sample of angiosperm taxa. Since this analysis was performed, however, not only has a more extensive data set been compiled, but there have been many refinements and adjustments in the phylogenetic reconstruction

of angiosperms, in the use of meta-analytical approaches in phylogenetic analyses (Verdu & Traveset 2004) and the recognition of the impact of methodology on pollen limitation estimates (T.M. Knight, J.A. Steets, T.-L. Ashman, unpublished data), making a re-analysis warranted.

We used the online software utility, Phylomatic (Webb & Donoghue 2005), to provide a phylogenetic tree with taxonomic resolution to at least the family level. All branch lengths in the phylogeny were set to unity. When more than one data record was present for a species, we calculated a weighted average effect size for each species (see above and Verdu & Traveset 2004). We recorded the plant traits reported by authors of the studies in our data set (or through personal communication with those authors), or obtained from other published sources. We considered studies conducted on only portions of the plant (partial-plant level) and measuring percent fruit set as the greatest number of data were available for this level of treatment and response variable. We used the software program MetaWin (Rosenberg et al. 2000) for TIPS analyses and Phylocom (Webb et al. 2004) for PICs analyses.

Is There a Phylogenetic Signal for Pollen Limitation or Plant Traits of Interest?

We detected a phylogenetic signal (*sensu* Blomberg et al. 2003) for pollen limitation among species ($N = 166$, mean contrast = 0.494, $P = 0.002$) and among the plant traits we examined (Table 2A). This suggests that an examination of the relationship between pollen limitation and each plant trait is warranted.

Is There an Association Between Pollen Limitation and Plant Traits?

Below, for each trait evaluated, we discuss its predicted association with pollen limitation and present results from TIPS and PICs analyses. A potential shortcoming of these analyses is that sample size limitations precluded conducting multivariate analyses, i.e., our bivariate analyses did not control for potentially confounding third variables.

Traits Associated with Sexual Reproduction

FLOWER SIZE Species with large flowers may attract more pollinators than small-flowered species (Momose 2004, Valido et al. 2002) and are therefore less pollen limited. However, flower size is likely confounded with mating system, as species that are capable of autogamous selfing often have smaller flowers than those that are primarily outcrossing (Armbruster et al. 2002, Jain 1976). We conducted analyses with and without the inclusion of autogamous species, predicting that a negative relationship between flower size and pollen limitation would be more likely when

TABLE 2 Results from TIPSs and PICs analyses examining the relationship between plant traits and pollen limitation

Trait	Test for phylogenetic signal in plant traits ^A			TIPS ^B		PICs ^C		
	Sample size (number of species) ^a	Mean contrast ^b	P-value ^c	Sample size (number of species) ^d	P-value	Mean contrast or slope	Positive/total contrasts	P-value
Flower size	115	16.41	0.03	105	0.04	0.27	43/76	0.24
Floral longevity	96	2.62	0.09	74	0.39	-0.31	20/49	0.40
Breeding system: self-compatible versus self-incompatible	182	0.29	<0.01	155	<0.01	0.30	11/19	0.08
Breeding system: perfect versus imperfect	206	0.17	<0.01	166	0.43	-0.03	9/12	0.47
Floral shape: zygomorphic versus actinomorphic	207	0.14	<0.01	166	0.46	-0.20	5/14	0.15
Pollination syndrome: abiotic versus biotic	189	0.03	<0.01	150	0.30	0.10	2/3	0.38
Number of pollinating species: one, few, many	141	0.38	<0.10	111	0.01	-0.32	29/69	0.048
Ovule number per flower	183	144.3	<0.01	148	<0.01	0.29	51/84	0.04

(Continued)

TABLE 2 (Continued)

Trait	Test for phylogenetic signal in plant traits ^A			TIPS ^B		PICs ^C		
	Sample size (number of species) ^a	Mean contrast ^b	P-value ^c	Sample size (number of species) ^d	P-value	Mean contrast or slope	Positive/total contrasts	P-value
Number of reproductive episodes: monocarpic versus polycarpic	194	0.10	<0.01	156	0.09	0.11	3/5	0.41
Growth form: woody versus herbaceous	207	0.32	<0.01	166	0.10	0.27	44/91	0.07
Capacity for asexual reproduction: clonal versus not clonal	160	0.24	<0.01	130	0.08	-0.03	5/16	0.22

For each plant trait, the results of a test for phylogenetic signal, ^A and the relationship between the trait and pollen limitation from TIPS^B, and PICs^C analyses. TIPS and PICs analyses were restricted to those studies treating portions of the flowers on a plant and measuring percent fruit set. For TIPS, randomization tests were used to test for significant associations between pollen limitation and discrete plant traits, and linear regression was used to detect significant associations between pollen limitation and continuous plant traits. For PICs, the ratio of positive contrasts to total contrasts is shown. In the case of discrete traits, the *P*-value is derived from Wilcoxon-signed-rank tests to detect whether the mean contrast differs significantly from zero. In the case of continuous traits, the *P*-value is derived from a regression analysis to detect whether the slope differs from zero. All continuous traits were log-transformed before analysis. For both TIPS and PICs, the *P*-values are shown (bold: $P < 0.05$; italics $0.05 < P < 0.10$).

^aSample size depended on the availability of trait information for each species.

^bThe average phenotypic difference in the focal trait between sister taxa.

^c*P*-values are based on the rank of the mean contrast compared with the 999 mean contrasts calculated in the randomized phylogenies. A rank below 50/1000 indicates a probability less than 5% of obtaining an observed mean contrast as low as it is by chance. This is interpreted as evidence of a significant phylogenetic signal.

^dSample size identical for TIPS and PICs analyses.

autogamous species are excluded. Flower size can be measured in many ways, so in each species we used the measurement that we thought would best indicate the floral dimension visible to prospective pollinators (generally, flower diameter). The TIPS analysis (Table 2B) revealed that pollen limitation decreased with increasing flower size; however, when we controlled for phylogenetic history or removed autogamous species from the analysis, this relationship was not statistically significant (Table 2B,C).

FLORAL LONGEVITY The longer flowers are open, the more likely they are to receive pollinator visits and pollen (Ashman & Schoen 1994; Campbell et al. 1994, 1996; Rathcke 2003). Consequently, we expect a negative relationship between floral longevity and the magnitude of pollen limitation. However, we did not find evidence for a relationship between floral longevity and pollen limitation in the TIPS or PICs analyses (Table 2B,C).

BREEDING SYSTEM Plants facing chronic pollen limitation may evolve self-compatibility for reproductive assurance (Baker 1955, 1967). In our data set, we classified plants as either self-compatible or self-incompatible using the categorizations stated by the authors of the pollen limitation study. In accord with other reviews (Burd 1994, Larson & Barrett 2000), we found that self-incompatible plants were more pollen limited than self-compatible plants in the TIPS and PICs analyses (but only marginally so in the PICs analysis; Table 2C).

Perfect-flowered species have male and female structures in the same flower and thus a single pollinator visit may be adequate to transfer pollen; however, species with imperfect (unisexual) flowers often require a pollinator to move between a male and a female flower for pollen transfer. Moreover, female flowers are often avoided by pollinators (e.g., Ashman 2000), indicating that the potential exists for species with unisexual flowers to be more pollen limited than hermaphroditic ones, especially when sexual-dimorphism between the sexes is high and pollinators are scarce (Ashman & Diefenderfer 2001, Vamosi & Otto 2002). On the other hand, unisexual species are more often pollinated by generalists (Charlesworth 1993), which may make them less prone to pollen limitation than perfect-flowered species (see below). We do not find differences in pollen limitation between perfect-flowered species and species with unisexual flowers or unisexual morphs (Table 2B,C). This result corroborates findings of a meta-analysis by Shykoff et al. (2003), who found no difference in pollen limitation between hermaphrodite and female morphs of gynodioecious species.

FLORAL SHAPE, POLLINATION SYNDROME, AND NUMBER OF POLLINATING SPECIES Zygomorphic flowers encourage more precise placement of pollen and generally attract more specialized pollinators than actinomorphic flowers (Fenster et al. 2004, Neal et al. 1998, Sargent 2004). Similarly, plants pollinated by biotic pollinators are usually considered to be more specialized than those pollinated by abiotic

vectors (Culley et al. 2002). Such specialization may provide more reliable pollination, resulting in lower levels of pollen limitation. Alternatively, plants relying on specialized pollinators may experience greater variation in their pollination success (e.g., because abundance of a few specialized pollinators may fluctuate more in space or time than that of many generalized species), and hence be more prone to pollen limitation (Eckhart 1992; Fishbein & Venable 1996; Herrera 1988, 1996; Horvitz & Schemske 1990; Waser et al. 1996). We classified the species in our data set on the basis of their floral shape (actinomorphic versus zygomorphic) and pollination syndrome (biotic versus abiotic pollination). When the appropriate information was provided in a study, we classified biotic pollination into three categories on the basis of the number of pollinating taxa: one (specialist plants visited primarily by one pollinating species), few (2–5 species of pollinators), and many (>5 pollinating species). In both TIPS and PICs analyses, pollen limitation decreased with an increase in the number of pollinating taxa (Table 2B,C). We detected no difference between zygomorphic and actinomorphic species or between biotic and abiotic pollinated plants in their degree of pollen limitation (Table 2B, C). However, the low sample size of abiotically pollinated species ($N = 10$) may have limited our ability to detect a difference in pollen limitation between biotically and abiotically pollinated species.

OVULE NUMBER PER FLOWER Burd (1995) proposed that whole-plant seed output is maximized at an ovule number per flower determined by the resource cost of ovule production and the flower-to-flower variance in pollen receipt and fertilizations. This theory predicts that selection may favor the production of more ovules per flower than the average number of fertilizations per flower obtained in a given environment because individual flowers with many ovules are able to capitalize on occasional but unpredictable receipt of large pollen loads. If selection acts in this way, flowers would often have unused capacity for seed production and frequently appear to be pollen limited. Both TIPS and PICs analyses detected a positive correlation between ovule number and pollen limitation (Table 2B,C).

We explore this result further by asking, is high ovule number favored in highly stochastic pollination environments [as proposed by Burd (1995)]? To address this question, we characterized the stochasticity in pollination and fertilization by the degree of intraplant variation in seeds per fruit under natural pollination. For those species in the data set with appropriate data, we calculated the coefficient of variation in seeds per fruit ($CV = \text{standard deviation}/\text{mean}$) obtained under natural pollination. When there were multiple studies or multiple population-years for a species, we used the mean CV among studies to obtain one CV value per species. There were 43 species for which we could obtain both the CV of seeds per fruit and the ovule number per flower. We performed a PICs analysis to examine the association of these two variables. The regression through the origin of contrasts in ovule number per flower versus contrasts in the CV of seeds per fruit had a significant positive slope ($t_{34} = 2.16$, $P = 0.038$) (Figure 3). A sign test indicated that there were 23 positive contrasts in ovule number and 11 negative contrasts

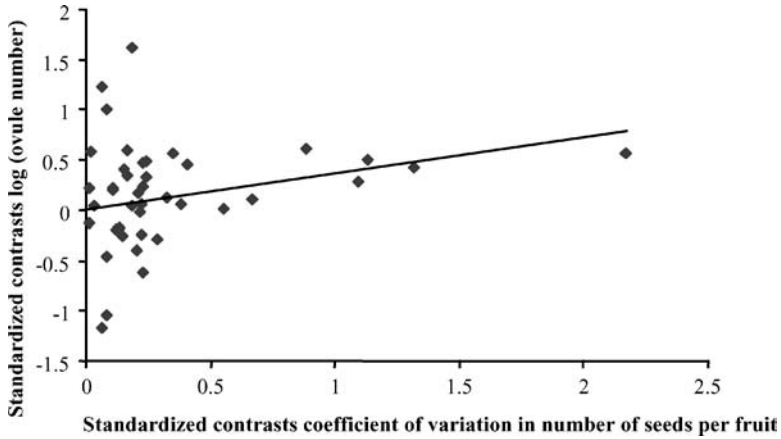


Figure 3 Ovule number per flower in relation to intraplant variation in floral fertilization. Individual points in the diagram represent standardized contrasts obtained from PICs analysis. The horizontal axis shows contrasts in the coefficient of variation (CV) of seed number per fruit (seed number is used as an easily measured surrogate for fertilization level); the vertical axis shows contrasts in ovule number per flower (logarithmically transformed). The least-squares regression line is shown [bivariate regressions of PICs must pass through the origin (Garland et al. 1992)]. The significantly positive slope ($t_{34} = 2.16$, $P = 0.038$) implies that increases in the variance of fertilization success (seed number) are, on average, accompanied by increases in ovule number per flower.

(2-tailed sign test, $P = 0.057$). This result is consistent with the idea that higher numbers of ovules per flower evolved in response to variable pollen receipt among flowers (Burd 1995). That is, high ovule number is a bet-hedging strategy to deal with stochastic pollen receipt.

Life-History Traits

NUMBER OF REPRODUCTIVE EPISODES Monocarpic and short-lived species are expected to be less pollen limited than polycarpic and long-lived species for two reasons. First, pollination treatments are applied to all reproductive bouts for monocarpic plants. As a result, experimental measures of pollen limitation are not subject to between-year resource reallocation. Second, selection for traits that may reduce pollen limitation (e.g., larger flowers, self-compatibility) has probably been stronger and more effective in short-lived than in long-lived species. If pollinator abundance fluctuates, the lifetime fitness of a short-lived individual would be irrevocably reduced if it experiences pollen limitation for one or several successive years (Vamosi & Otto 2002) whereas a long-lived species could better endure a short pollinator drought (Calvo & Horvitz 1990, Primack & Hall 1990, Zhang

& Wang 1994). Similarly, because woody species live longer than most herbaceous species, trees and shrubs are likely to display more pollen limitation than herbs.

There was a trend for higher pollen limitation among polycarpes than monocarpes in the TIPS analysis (Table 2B). However, when we controlled for phylogenetic relationships, this pattern was not evident, perhaps owing to the reduced number of contrasts available for analysis (Table 2C). In both TIPS and PICs analyses there were trends for woody species to be more pollen limited than herbs (Table 2B,C). This result is in accord with Larson & Barrett (2000), who found higher pollen limitation in woody plants compared with that in herbs. However, their analyses did not control for the level at which the treatment was applied, and woody plants are more likely to have treatments applied at the partial-plant level than herbs.

CAPACITY FOR ASEXUAL REPRODUCTION Pollen limitation may be more prevalent in species capable of asexual reproduction because fitness of these species depends less on pollination success and sexual reproduction. As a result, we expect species with the capacity for asexual reproduction to evolve lower levels of resource allocation to floral traits and pollinator attraction than their exclusively sexual counterparts (Charpentier 2001, Ronsheim & Bever 2000). However, we did not find higher pollen limitation among asexually relative to sexually reproducing species (Table 2B,C).

CONCLUSIONS AND RECOMMENDATIONS FOR FUTURE STUDIES

In this concluding section, we highlight our key results. Overall, our review and analyses suggest that the magnitude of pollen limitation found in pollen supplementation experiments is high (see also Burd 1994, Larson & Barrett 2000). The observed effect sizes, however, are quite variable among populations or treatments that differ in ecological factors and among taxa.

Because of the stochastic nature of pollination and resource availability, plants may be pollen limited at some times and resource limited at other times, but not severely limited by either over their lifetimes (e.g., Casper & Niesenbaum 1993). The magnitude of pollen limitation varies among flowers within a plant, among plants within a season, and among seasons. However, plants that are able to redistribute resources temporally may not be limited by pollen receipt or resource availability over longer time intervals. We found that evolutionary increases in the number of ovules per flower were correlated with increases in the magnitude of observed pollen limitation among species. Thus our analyses suggest that high ovule number may be a bet-hedging strategy that allows plants to tolerate intraplant stochastic pollen receipt.

Plant traits may evolve despite their association with strong pollen limitation. For example, self-incompatibility has evolved multiple times (Charlesworth 1985, Igic et al. 2003, Steinbachs & Holsinger 2002), and yet we find that this trait is associated with higher levels of pollen limitation. Thus it is likely that the benefits that these plants receive from outcrossing outweigh the costs of often being limited by pollen receipt. These benefits could include increased seed set through higher pollen quality, higher seed germination, and seedling survivorship probabilities. We suggest that pollination researchers will gain considerable insight into these benefits by increasing their scope of research beyond measuring seed production and including measurements of offspring quality.

Reduced seed production as a result of pollen limitation does not necessarily result in demographic consequences for the plant population. This is because for many plant populations, particularly long-lived species with multiple reproductive bouts, the sensitivity of the population to increased seed set is low relative to other vital rates such as adult survivorship (Ashman et al. 2004). To understand the role of pollination in the dynamics of species, such as the viability of rare species or the spread of invasive species, we suggest increasing the scope of the study to include other aspects of a plant's life-cycle.

Although these factors suggest that pollen limitation might not be as frequent or as severe as is often thought, or as demographically critical, pollen limitation may still be of great importance for evolutionary or ecological processes. In particular, in our rapidly changing world, variation in the pollination environment will probably alter the population dynamics and future evolutionary potential of many plant species. There is evidence that a variety of ecological perturbations increases the magnitude of pollen limitation. For example, the magnitude of pollen limitation often increases with habitat fragmentation. Currently, however, few studies are available that directly examine the effects of particular ecological conditions on the magnitude of pollen limitation. We hope that in the future, ecologists and conservation biologists will explore the role of pollen limitation in these and other contexts, so that we can begin to make such generalizations.

ACKNOWLEDGMENTS

We are grateful to Martin Morgan, Will Wilson, Jonathan Chase, and Doug Schemske for their comments on this manuscript; Abigail Matela and Erin Marnocha for their help with digitizing and entering of data; and Gregory Anderson, Helene Froburg, Leo Galetto, Damien Lanotte, Francisco Lloret, Ingrid Parker, Beverly Rathcke, and Charles Schick for providing supplementary plant trait information. This work was conducted as part of the Pollen Limitation Working Group supported by the National Center for Ecological Analysis and Synthesis, a Center funded by NSF (DEB-00,72909), the University of California, and the Santa Barbara campus. Additional support was also provided for the Post-doctoral Associate (TMK) in the group.

**The Annual Review of Ecology, Evolution, and Systematics is online at
<http://ecolsys.annualreviews.org>**

LITERATURE CITED

- Ågren J. 1996. Population size, pollinator limitation, and seed set in the self-incompatible herb *Lythrum salicaria*. *Ecology* 77:1779–90
- Aizen MA, Ashworth L, Galetto L. 2002. Reproductive success in fragmented habitats: do compatibility systems and pollination specialization matter? *J. Veg. Sci.* 13:885–92
- Amarasekare P. 2004. Spatial dynamics of mutualistic interactions. *J. Anim. Ecol.* 73:128–42
- Armbruster WS, Mulder CPH, Baldwin BG, Kalisz S, Wessa B, et al. 2002. Comparative analysis of late floral development and mating system evolution in tribe Collinsieae (Scrophulariaceae S.L.). *Am. J. Bot.* 89:37–49
- Ashman T-L. 2000. Pollinator selectivity and its implications for the evolution of dioecy and sexual dimorphism. *Ecology* 81:2577–91
- Ashman T-L, Diefenderfer C. 2001. Sex ratio represents a unique context for selection on attractive traits: consequences for the evolution of sexual dimorphism. *Am. Nat.* 157:334–47
- Ashman T-L, Knight TM, Steets JA, Amarasekare P, Burd M, et al. 2004. Pollen limitation of plant reproduction: ecological and evolutionary causes and consequences. *Ecology* 85:2408–21
- Ashman T-L, Morgan MT. 2004. Explaining phenotypic selection on plant attractive characters: male function, gender balance or ecological context? *Proc. R. Soc. London Ser. B* 271:553–59
- Ashman T-L, Schoen DJ. 1994. How long should flowers live? *Nature* 371:788–91
- Ashman T-L, Schoen DJ. 1996. Floral longevity: fitness consequences and resource costs. In *Floral Biology*, ed. SCH Barrett, DG Lloyd, pp. 112–39. New York: Chapman & Hall
- Baker AM, Barrett SCH, Thompson JD. 2000. Variation of pollen limitation in the early flowering Mediterranean geophyte *Narcissus assoanus* (Amaryllidaceae). *Oecologia* 124:529–35
- Baker HG. 1955. Self-compatibility and establishment after “long-distance” dispersal. *Evolution* 9:347–49
- Baker HG. 1967. Support for Baker’s Law—as a rule. *Evolution* 21:853–56
- Balvanera P, Kremen C, Martinez-Ramos M. 2005. Applying community structure analysis to ecosystem function: examples from pollination and carbon storage. *Ecol. App.* 15:360–75
- Bateman AJ. 1948. Intra-sexual selection in *Drosophila*. *Heredity* 2:349–68
- Bertness MD, Shumway SW. 1992. Consumer driven pollen limitation of seed production in marsh grasses. *Am. J. Bot.* 79:288–93
- Bierzychudek P. 1981. Pollinator limitation of plant reproductive effort. *Am. Nat.* 117:838–40
- Blomberg SP, Garland T, Ives AR. 2003. Testing for phylogenetic signal in comparative data: behavioral traits are more labile. *Evolution* 57:717–45
- Bond WJ. 1994. Do mutualisms matter? Assessing the impact of pollinator and disperser disruption on plant extinction. *Philos. Trans. R. Soc. London Ser. B* 344:83–90
- Brown BJ, Mitchell RJ, Graham SA. 2002. Competition for pollination between an invasive species (purple loosestrife) and a native congener. *Ecology* 83:2328–36
- Buchmann SL, Nabhan GP. 1996 *The Forgotten Pollinators*. Washington DC: Island
- Burd M. 1994. Bateman’s principle and plant reproduction: the role of pollen limitation in fruit and seed set. *Bot. Rev.* 60:83–139
- Burd M. 1995. Ovule packaging in stochastic

- pollination and fertilization environments. *Evolution* 49:100–9
- Calvo RN. 1993. Evolutionary demography of orchids: intensity and frequency of pollination and the cost of fruiting. *Ecology* 74:1033–42
- Calvo RN, Horvitz CC. 1990. Pollinator limitation cost of reproduction, and fitness in plants: a transition-matrix demographic approach. *Am. Nat.* 136:499–516
- Campbell DR. 1985. Pollinator sharing and seed set of *Stellaria pubera*: competition for pollination. *Ecology* 66:544–53
- Campbell DR, Halama KJ. 1993. Resource and pollen limitations to lifetime seed production in a natural plant population. *Ecology* 74:1043–51
- Campbell DR, Motten AF. 1985. The mechanism of competition for pollination between two forest herbs. *Ecology* 66:554–63
- Campbell DR, Waser NM, Price MV. 1994. Indirect selection of stigma position in *Ipomopsis aggregata* via a genetically correlated trait. *Evolution* 48:55–68
- Carlsson-Graner U, Elmqvist T, Agren J, Gardfjell H, Ingvarsson P. 1998. Floral sex ratios, disease and seed set in dioecious *Silene dioica*. *J. Ecol.* 86:79–91
- Caruso CM. 1999. Pollination of *Ipomopsis aggregata* (Polemoniaceae): effects of intra- vs. interspecific competition. *Am. J. Bot.* 86: 662–68
- Caruso CM. 2001. Differential selection on floral traits of *Ipomopsis aggregata* growing in contrasting environments. *Oikos* 94:295–302
- Caruso CM. 2002. Influence of plant abundance on pollination and selection on floral traits of *Ipomopsis aggregata*. *Ecology* 83:241–54
- Casper BB, Niesenbaum RA. 1993. Pollen versus resource limitation of seed production: a reconsideration. *Curr. Sci.* 65:210–14
- Charlesworth D. 1985. Distribution of dioecy and self-incompatibility in angiosperms. In *Evolution-Essays in Honour of John Maynard Smith*, ed. PJ Greenwood, M Slatkin, pp. 237–68. Cambridge, UK: Cambridge Univ. Press
- Charlesworth D. 1993. Why are unisexual flowers associated with wind pollination and unspecialized pollinators? *Am. Nat.* 141:481–90
- Charpentier A. 2001. Consequences of clonal growth for plant mating. *Evol. Ecol.* 15:521–30
- Culley TM, Weller SG, Sakai AK. 2002. The evolution of wind pollination in angiosperms. *Trends Ecol. Evol.* 17:361–69
- Cunningham SA. 2000. Depressed pollination in habitat fragments causes low fruit set. *Proc. R. Soc. London Ser. B* 267:1149–52
- Davis HG, Taylor CM, Lambrinos JG, Strong DR. 2004. Pollen limitation causes an Allee effect in a wind-pollinated invasive grass (*Spartina alterniflora*). *Proc. Natl. Acad. Sci. USA* 101:13804–7
- Dudash MR, Fenster CB. 1997. Multiyear study of pollen limitation and cost of reproduction in the iteroparous *Silene virginica*. *Ecology* 78:484–93
- Dukas R. 2001. Effects of perceived danger on flower choice by bees. *Ecol. Lett.* 4:327–33
- Dukas R, Morse DH. 2003. Crab spiders affect flower visitation by bees. *Oikos* 101:157–63
- Eckhart VM. 1992. Spatio-temporal variation in abundance and variation in foraging behavior of the pollinators of gynodioecious *Phacelia linearis* (Hydrophyllaceae). *Oikos* 64:573–86
- Ehrlén J, Eriksson O. 1995. Pollen limitation and population growth in a herbaceous perennial legume. *Ecology* 76:652–56
- Fausto JA, Eckhart VM, Geber MA. 2001. Reproductive assurance and the evolutionary ecology of self-pollination in *Clarkia xantiana* (Onagraceae). *Am. J. Bot.* 88:1794–1800
- Feinsinger P, Tiebout HM, Young BE. 1991. Do tropical bird-pollinated plants exhibit density-dependent interactions? Field experiments in a chaco dry forest, Argentina. *Ecology* 72:1953–63
- Feldman TS, Morris WF, Wilson WG. 2004. When can two plant species facilitate each other's pollination? *Oikos* 105:197–207

- Felsenstein J. 1985. Phylogenies and the comparative method. *Am. Nat.* 125:1–15
- Felsenstein J. 1988. Phylogenies and quantitative traits. *Annu. Rev. Ecol. Syst.* 19:445–71
- Fenster CB, Armbruster WS, Wilson P, Dudash MR, Thomson JD. 2004. Pollination syndromes and floral specialization. *Annu. Rev. Ecol. Syst.* 35:375–403
- Fishbein M, Venable DL. 1996. Evolution of inflorescence design: theory and data. *Evolution* 50:2165–77
- Forsyth SA. 2003. Density-dependent seed set in the Haleakala silversword: evidence for an Allee effect. *Oecologia* 136:551–57
- Franceschinelli EV, Bawa KS. 2000. The effect of ecological factors on the mating system of a South American shrub species (*Helicteres bevispira*). *Heredity* 84:116–23
- Galen C, Gregory T. 1989. Interspecific pollen transfer as a mechanism of competition: consequences of foreign pollen contamination for seed set in the alpine wildflower, *Polemonium viscosum*. *Oecologia* 81:120–23
- Galen C, Plowright RC, Thompson JD. 1985. Floral biological and regulation of seed set and seed size in the lily, *Clintonia borealis*. *Am. J. Bot.* 72:1544–52
- Garcia MB, Ehrlén J. 2002. Reproductive effort and herbivory timing in a perennial herb: fitness components at the individual and population levels. *Am. J. Bot.* 89:1295–302
- Garland T, Harvey PH, Ives AR. 1992. Procedures for the analysis of comparative data using phylogenetically independent contrasts. *Syst. Biol.* 41:18–32
- Goldingay RL. 2000. Further assessment of pollen limitation in the waratah (*Telopea speciosissima*). *Aust. J. Bot.* 48:209–14
- Grab It, version 1. 1998. DataTrend Software
- Grabas GP, Laverty TM. 1999. The effect of purple loosestrife (*Lythrum salicaria* L; Lythraceae) on the pollination and reproductive success of sympatric co-flowering wetland plants. *Ecoscience* 6:230–42
- Groom MJ. 2001. Consequences of subpopulation isolation for pollination, herbivory, and population growth in *Clarkia concinna* (Onagraceae). *Biol. Cons.* 100:55–63
- Gross CL. 1996. Is resource overlap disadvantageous to three sympatric legumes? *Aust. J. Ecol.* 21:133–43
- Gross RS, Werner PA. 1983. Relationships among flowering phenology, insect visitors, and seed-set of individuals: experimental studies on four co-occurring species of goldenrod (*Solidago*: Compositae). *Ecol. Monogr.* 53:95–117
- Gurevitch J, Curtis PS, Jones MH. 2001. Meta-analysis in ecology. *Adv. Ecol. Res.* 32:200–47
- Hackney EE, McGraw JB. 2001. Experimental demonstration of an Allee effect in American ginseng. *Cons. Biol.* 15:129–36
- Haig D, Westoby M. 1988. On limits to seed production. *Am. Nat.* 131:757–59
- Hanley ME, Goulson D. 2003. Introduced weeds pollinated by introduced bees: cause or effect? *Weed Biol. Manage.* 3:204–12
- Harvey PH, Mace GM. 1982. *Comparisons Between Taxa and Adaptive Trends: Problems of Methodology*. King's. New York: Cambridge Univ. Press
- Harvey PH, Partridge L, eds. 1989. *Comparative Methods Using Phylogenetically Independent Contrasts*. Oxford, UK: Oxford Univ. Press
- Hedges LV, Gurevitch J, Curtis PS. 1999. The meta-analysis of response ratios in experimental ecology. *Ecology* 80:1150–56
- Herrera CM. 1988. Variation in mutualisms—the spatio-temporal mosaic of a pollinator assemblage. *Biol. J. Linn. Soc.* 35:95–125
- Herrera CM. 1996. Floral traits and plant adaptation to insect pollinators: a devil's advocate approach. In *Floral Biology*, ed. D Llyod, SCH Barrett, pp. 65–87. New York: Chapman & Hall
- Holland JN. 2002. Benefits and costs of mutualism: demographic consequences in a pollinating seed-consumer interaction. *Proc. R. Soc. London Ser. B* 269:1405–12
- Horvitz CC, Schemske DW. 1990. Spatiotemporal variation in insect mutualists of a neotropical herb. *Ecology* 71:1085–97

- Igic B, Bohs L, Kohn JR. 2003. Historical inferences from the self-incompatibility locus. *New Phytol.* 161:97–105
- Irwin RE, Brody AK, Waser NM. 2001. The impact of floral larceny on individuals, populations, and communities. *Oecologia* 129:161–68
- Ishii R, Higashi M. 2001. Coexistence induced by pollen limitation in flowering-plant species. *Proc. R. Soc. London Ser. B* 268:579–85
- Iwaizumi MG, Sakai S. 2004. Variation in flower biomass among nearby populations of *Impatiens textori* (Balsaminaceae): effects of population plant densities. *Can. J. Bot.* 82:563–72
- Jain SK. 1976. The evolution of inbreeding in plant. *Annu. Rev. Ecol. Syst.* 7:469–95
- Janzen DH. 1977. A note on optimal mate selection in plants. *Am. Nat.* 111:365–71
- Jennersten O. 1988. Pollination of *Dianthus deltoides* (Caryophyllaceae): effects of habitat fragmentation on visitation and seed set. *Cons. Biol.* 2:359–66
- Jennersten O, Berg L, Lehman C. 1988. Phenological differences in pollinator visitation, pollen deposition and seed set in the sticky catchfly, *Viscaria vulgaris*. *J. Ecol.* 76:1111–32
- Johnson SD, Collin CL, Wissman HJ, Halvarsson E, Ågren J. 2004. Factors contributing to variation in seed production among remnant populations of the endangered daisy *Gerbera aurantiaca*. *Biotropica* 36:148–55
- Johnson SD, Peter CI, Nilsson LA, Ågren J. 2003. Pollination success in a deceptive orchid is enhanced by co-occurring rewarding magnet plants. *Ecology* 84:2919–27
- Johnston MO. 1991a. Natural selection of floral traits in 2 species of *Lobelia* with different pollinators. *Evolution* 45:1468–79
- Johnston MO. 1991b. Pollen limitation of female reproduction in *Lobelia cardinalis* and *L. siphilitica*. *Ecology* 72:1500–3
- Juenger T, Bergelson J. 1997. Pollen and resource limitation of compensation to herbivory in scarlet gilia, *Ipomopsis aggregata*. *Ecology* 78:1684–95
- Kalisz S, Hanzawa FM, Tonsor SJ, Thiede DA, Voigt S. 1999. Ant-mediated seed dispersal alters pattern of relatedness in a population of *Trillium grandiflorum*. *Ecology* 80:2620–34
- Karron JD, Thumser NN, Tucker R, Hessenauer AJ. 1995. The influence of population density on outcrossing rates in *Mimulus ringens*. *Heredity* 75:175–80
- Kearns CA, Inouye DW, Waser NM. 1998. Endangered mutualisms: the conservation of plant-pollinator interactions. *Annu. Rev. Ecol. Syst.* 29:83–112
- Klinkhamer PGL, de Jong TJ. 1990. Effects of plant size, plant-density and sex differential nectar reward on pollinator visitation in the Protandrous *Echium vulgare* (Boraginaceae). *Oikos* 57:399–405
- Knight TM. 2003. Floral density, pollen limitation, and reproductive success in *Trillium grandiflorum*. *Oecologia* 137:557–63
- Knight TM, McCoy MW, Chase JM, McCoy KA, Holt RD. 2005. Tropic cascades across ecosystems. *Nature*. In press
- Kremen C, Ricketts TH. 2000. Global perspectives on pollination disruptions. *Cons. Biol.* 14:1226–28
- Kremen C, Williams NM, Thorp RW. 2002. Crop pollination from native bees at risk from agricultural intensification. *Proc. Natl. Acad. Sci. USA* 99:16812–16
- Krupnick GA, Weis AE. 1999. The effect of floral herbivory on male and female reproductive success in *Isomeris arborea*. *Ecology* 80:135–49
- Kunin WE. 1993. Sex and the single mustard: Population-density and pollinator behavior effects on seed-set. *Ecology* 74:2145–60
- Kunin WE. 1997. Population size and density effects in pollination: pollinator foraging and plant reproductive success in experimental arrays of *Brassica kaber*. *J. Ecol.* 85:225–34
- Larson BMH, Barrett SCH. 2000. A comparative analysis of pollen limitation in flowering plants. *Biol. J. Linn. Soc.* 69:503–20
- Laverty TM. 1992. Plant interactions for pollinator visits: a test of the magnet species effect. *Oecologia* 89:502–8
- Le Corff J, Ågren J, Schemske DW. 1998.

- Floral display, pollinator discrimination, and female reproductive success in two monoecious *Begonia* species. *Ecology* 79:1610–19
- Lehtila K, Syrjanen K. 1995. Positive effects of pollination on subsequent size, reproduction, and survival of *Primula veris*. *Ecology* 76:1084–98
- Lennartsson T. 2002. Extinction thresholds and disrupted plant pollinator interactions in fragmented plant populations. *Ecology* 83:3060–72
- Linhart Y, Feinsinger P. 1980. Plant–hummingbird interactions: effects of island size and degree of specialization on pollination. *J. Ecol.* 68:745–55
- Liston A, Rieseberg LH, Elias TS. 1990. Functional androdioecy in the flowering plant *Datisca glomerata*. *Nature* 343:641–42
- Liu H, Koptur S. 2003. Breeding system and pollination of a narrowly endemic herb of the Lower Florida Keys: impacts of the urban-wildland interface. *Am. J. Bot.* 90:1180–87
- Lloyd DG. 1979. Some reproductive factors affecting the selection of self-fertilization in plants. *Am. Nat.* 113:6779
- Lloyd DG, Schoen DJ. 1992. Self-fertilization and cross fertilization in plants. 1. Functional dimensions. *Int. J. Plant Sci.* 153:358–69
- Lu YQ. 2000. Effects of density on mixed mating systems and reproduction in natural populations of *Impatiens capensis*. *Int. J. Plant Sci.* 161:671–81
- Maurice S, Fleming TH. 1995. The effect of pollen limitation on plant reproductive systems and the maintenance of sexual polymorphisms. *Oikos* 74:55–60
- Mizui N, Kikuzawa K. 1991. Proximate limitations to fruit and seed set in *Phellodendron amurense* var. *sachalinense*. *Plant Species Biol.* 6:39–46
- Moeller DA. 2004. Facilitative interactions among plants via shared pollinators. *Ecology* 85:3289–301
- Moeller DA. 2005. Pollinator community structure and sources of spatial variation in plant-pollinator interactions in *Clarkia xantiana* ssp. *xantiana*. *Oecologia* 142:28–37
- Momose K. 2004. Plant reproductive interval and population density in aseasonal tropics. *Ecol. Res.* 19:245–53
- Moody-Weis JM, Heywood JS. 2001. Pollination limitation to reproductive success in the Missouri evening primrose, *Oenothera macrocarpa* (Onagraceae). *Am. J. Bot.* 88:1615–22
- Moragues E, Traveset A. 2005. Effect of *Car-pobrotus* spp. on the pollination success of native plant species of the Balearic Islands. *Biol. Cons.* 122:611–19
- Morgan MT, Wilson WG. 2005. Self-fertilization and the escape from pollen limitation in variable pollination environments. *Evolution* 59:1143–48
- Morgan MT, Wilson WG, Knight TM. 2005. Plant population dynamics, pollinator foraging, and the selection of self-fertilization. *Am. Nat.* 166:169–183
- Morris WF. 2003. Which mutualists are most essential?: buffering of plant reproduction against the extinction of pollinators. In *The Importance of Species: Perspectives on Extendability and Triage*, ed. P Karieva, S Levin, pp. 260–80. Princeton, NJ: Princeton Univ. Press
- Mothershead K, Marquis RJ. 2000. Fitness impacts of herbivory through indirect effects on plant-pollinator interactions in *Oenothera macrocarpa*. *Ecology* 81:30–40
- Muñoz AA, Arroyo MTK. 2004. Negative impacts of a vertebrate predator on insect pollinator visitation and seed output in *Chusqueira oppositifolia*, a high Andean shrub. *Oecologia* 138:66–73
- Mustajärvi K, Siikamäki P, Rytönen S, Lammi A. 2001. Consequences of plant population size and density for plant-pollinator interactions and plant performance. *J. Ecol.* 89:80–87
- Neal PR, Dafni A, Giurfa M. 1998. Floral symmetry and its role in plant-pollinator systems: terminology, distribution, and hypotheses. *Annu. Rev. Ecol. Syst.* 29:345–73
- Neiland MRM, Wilcock CC. 1998. Fruit set, nectar reward, and rarity in the Orchidaceae. *Am. J. Bot.* 85:1657–71
- Niesenbaum RA. 1993. Light or pollen:

- seasonal limitations on female reproductive success in the understory shrub *Lindera benzoin*. *J. Ecol.* 81:315–23
- O'Toole C. 1993. Diversity of native bees and agroecosystems. In *Hymenoptera and Biodiversity, 3rd Quadrennial Symp. Int. Soc. Hymenopterists, London*, ed. J LaSalle ID Gauld, pp. 69–106. London: Commonwealth Agricultural Bureau Int.
- Pagel MD, Harvey PH. 1988. Recent developments in the analysis of comparative data. *Q. Rev. Biol.* 63:413–40
- Paini DR. 2004. Impact of the introduced honey bee (*Apis mellifera*) (Hymenoptera: Apidae) on native bees: a review. *Aust. Ecol.* 29:399–407
- Pannell JR, Barrett SCH. 1998. Baker's law revisited: reproductive assurance in a metapopulation. *Evolution* 52:657–68
- Parker IM. 1997. Pollinator limitation of *Cytisus scoparius* (Scotch broom), an invasive exotic shrub. *Ecology* 78:1457–70
- Parker MA. 1987. Pathogen impact on sexual vs. asexual reproductive success in *Arisaema triphyllum*. *Am. J. Bot.* 74:1758–63
- Paton DC. 1993. Honeybees *Apis mellifera* in the Australian environment. Does *Apis mellifera* disrupt or benefit native biota? *BioScience* 43:95–103
- Porcher E, Lande R. 2005. The evolution of self-fertilization and inbreeding depression under pollen discounting and pollen limitation. *J. Evol. Biol.* 18:497–508
- Primack RB, Hall P. 1990. Costs of reproduction in the pink lady's slipper orchid: a 4-year experimental study. *Am. Nat.* 136:638–55
- Primack RB, Stacy E. 1998. Cost of reproduction in the pink lady's slipper orchid, (*Cypripedium acaule*, Orchidaceae): an eleven-year experimental study of three populations. *Am. J. Bot.* 85:1672–79
- Rambuda TD, Johnson SD. 2004. Breeding systems of invasive alien plants in South Africa: does Baker's rule apply? *Divers. Distrib.* 10:409–16
- Ramsey M. 1995. Causes and consequences of seasonal variation in pollen limitation of seed production in *Blandfordia grandiflora* (Liliaceae). *Oikos* 73:49–58
- Rathcke BJ. 1983. Competition and facilitation among plants for pollination. In *Pollination Biology*, ed. L Real, pp. 305–29. New York: Academic
- Rathcke BJ. 2003. Floral longevity and reproductive assurance: seasonal patterns and an experimental test with *Kalmia latifolia* (Ericaceae). *Am. J. Bot.* 90:1328–32
- Regal PJ. 1982. Pollination by wind and animals: ecology of geographic patterns. *Annu. Rev. Ecol. Syst.* 13:497–524
- Richardson DM, Allsop N, D'Antonio CM, Milton SJ, Rejmánek M. 2000. Plant invasions: the role of mutualism. *Biol. Rev.* 75:65–93
- Ricketts TH, Daily GC, Ehrlich PR, Michener CD. 2004. Economic value of tropical forest to coffee production. *Proc. Natl. Acad. Sci. USA* 101:12579–82
- Ronsheim ML, Bever JD. 2000. Genetic variation and evolutionary trade-offs for sexual and asexual reproductive modes in *Allium vineale* (Liliaceae). *Am. J. Bot.* 87:1769–77
- Rosenberg MS, Adams DC, Gurevitch J. 2000. MetaWin statistical software for meta-analysis version 2. Sunderland, MA: Sinauer Assoc. Inc.
- Santranderu M, Lloret F. 1999. Effect of flowering phenology and habitat on pollen limitation in *Erica multiflora*. *Can. J. Bot.* 77:734–43
- Sargent RD. 2004. Floral symmetry affects speciation rates in angiosperms. *Proc. R. Soc. London Ser. B* 271:603–8
- SAS Institute. 2001. *Version 8.2*. Cary, NC: SAS Inst. Inc.
- Schaal BA. 1978. Density dependent foraging on *Liatrix pycnostachya*. *Evolution* 32:452–54
- Shykoff JA, Kolokotronis S-O, Collin CL, Lopez-Villavicencio M. 2003. Effects of male sterility on reproductive traits in gynodioecious plants: a meta-analysis. *Oecologia* 135:1–9
- Sih A, Baltus MS. 1987. Patch size, pollinator

- behavior, and pollinator limitation in Catnip. *Ecology* 68:1679–90
- Steets JA, Ashman T-L. 2004. Herbivory alters the expression of a mixed-mating system. *Am. J. Bot.* 91:1046–51
- Steffan-Dewenter I, Tschamtkke T. 1999. Effects of habitat isolation on pollinator communities and seed set. *Oecologia* 121:432–40
- Steinbachs JE, Holsinger KE. 2002. S-RNase-mediated gametophytic self-incompatibility is ancestral in eudicots. *Mol. Biol. Evol.* 19:825–29
- Stephenson AG. 1981. Flower and fruit abortion: proximate causes and ultimate functions. *Annu. Rev. Ecol. Syst.* 12:253–79
- Strauss SY, Conner JK, Rush SL. 1996. Foliar herbivory affects floral characters and plant attractiveness to pollinators: implications for male and female plant fitness. *Am. Nat.* 147:1098–1107
- Sugden EA, Pyke GH. 1991. Effects of honey bees on colonies of *Exoneura asimillima*, an Australian native bee. *Aust. J. Ecol.* 16:171–81
- Sutherland S. 1986. Patterns of fruit-set: what controls fruit-flower ratios in plants? *Evolution* 40:117–28
- Suttle KB. 2003. Pollinators as mediators of top-down effects on plants. *Ecol. Lett.* 6:688–94
- Thomson JD. 1989. Deployment of ovules and pollen among flowers within inflorescences. *Evol. Trends Plants* 3:65–68
- Thomson JD. 2001. Using pollination deficits to infer pollinator declines: Can theory guide us? *Cons. Ecol.* 5(1):6. URL: <http://www.consecol.org/vol5/iss1/art6/>
- Townsend PA, Levey DJ. 2005. An experimental test of whether habitat corridors affect pollen transfer. *Ecology* 86:466–75
- Valido A, Dupond YL, Hansen DM. 2002. Native birds and insects, and introduced honey bees visiting *Echium wildpretii* (Boraginaceae) in the Canary Islands. *Acta Oecol.* 23:413–19
- Vallejo-Marín M, Uyenoyama MK. 2004. On the evolutionary costs of self-incompatibility: incomplete reproductive compensation due to pollen limitation. *Evolution* 58:1924–35
- Vamosi JC, Otto SP. 2002. When looks can kill: the evolution of sexually dimorphic floral display and the extinction of dioecious plants. *Proc. R. Soc. London Ser. B* 269:1187–94
- Vamosi JC, Vamosi SM. 2005a. Present day risk of extinction may exacerbate the lower species richness of dioecious clades. *Divers. Distrib.* 11:25–32
- Vamosi JC, Vamosi SM. 2005b. Endless tests: guidelines for analyzing non-nested sister-group comparisons. *Evol. Ecol. Res.* 7:567–79
- Vázquez DP, Simberloff D. 2004. Indirect effects of an introduced ungulate on pollination and plant reproduction. *Ecol. Monogr.* 74:281–308
- Verdu M, Traveset A. 2004. Bridging meta-analysis and the comparative method: a test of seed size on germination after frugivore's gut passage. *Oecologia* 138:414–18
- Waites AR, Ågren J. 2004. Pollinator visitation, stigmatic pollen loads and among-population variation in seed set in *Lythrum salicaria*. *J. Ecol.* 92:512–26
- Ward M, Johnson SD. 2005. Pollen limitation and demographic structure in small fragmented populations of *Brunsvigia radulosa* (Amaryllidaceae). *Oikos* 108:253–62
- Waser NM. 1983. The adaptive nature of floral traits: ideas and evidence. In *Pollination Biology*, ed. L Real, pp. 242–85. Orlando, FL: Academic
- Waser NM, Chittka L, Price MV, Williams NM, Ollerton J. 1996. Generalization in pollination systems and why it matters. *Ecology* 77:1043–60
- Webb C, Ackerly D, Kembel S. 2004. *Phylocom: Software for the analysis of community phylogenetic structure and character evolution*. Version 3.22. <http://www.phylodiversity.net/phylocom/>
- Webb CO, Ackerly DD, McPeck MA, Donoghue MJ. 2002. Phylogenies and community ecology. *Annu. Rev. Ecol. Syst.* 33: 475–505
- Webb CO, Donoghue MJ. 2005. Phylomatic:

- tree assembly for applied phylogenetics. *Mol. Ecol. Notes* 5:181–83
- Whitehead DR. 1983. Wind pollination: some ecological and evolutionary perspectives. In *Pollination Biology*, ed. L Real, pp. 97–108. New York: Academic
- Widén B. 1991. Phenotypic selection on flowering phenology in *Senecio integrifolius*, a perennial herb. *Oikos* 61:205–15
- Wilcock C, Neiland R. 2002. Pollination failure in plants: why it happens and when it matters. *Trends Plant Sci.* 7:270–77
- Wilcock CC, Neiland MRM. 1998. Reproductive characters as priority indicators for rare plant conservation. In *Planta Europa: Proceedings of the Second European Conference on the Conservation of Wild Plants*, ed. H Synge, J Akeroyd, pp. 221–30. Uppsala, Sweden/London: UK: Swedish Threatened Plants Unit & Plantlife
- Willson MF, Burley N. 1983. *Mate Choice in Plants*. Princeton, NJ: Princeton Univ. Press
- Wilson P, Thomson JD, Stanton ML. 1994. Beyond floral Batemanian: gender biases in selection for pollination success. *Am. Nat.* 143:283–96
- Wilson WG, Harder LD. 2003. Reproductive uncertainty and the relative competitiveness of simultaneous hermaphroditism versus dioecy. *Am. Nat.* 162:220–41
- Wolf AT, Harrison SP. 2001. Effects of habitat size and patch isolation on reproductive success of the serpentine morning glory. *Cons. Biol.* 15:111–21
- Wolf DE, Takebayashi N. 2004. Pollen limitation and the evolution of androdioecy from dioecy. *Am. Nat.* 163:122–37
- Wolfe BE, Husband BC, Klironomos JN. 2005. Effects of a belowground mutualism on an aboveground mutualism. *Ecol. Lett.* 8:218–23
- Young HJ, Young TP. 1992. Alternative outcomes of natural and experimental high pollen loads. *Ecology* 73:639–47
- Zhang D-Y, Wang G. 1994. Evolutionarily stable reproductive strategies in sexual organisms: an integrated approach to life-history evolution and sex allocation. *Am. Nat.* 144:65–75
- Zimmerman M, Pyke GH. 1988. Reproduction in *Polemonium*: assessing the factors limiting seed set. *Am. Nat.* 131:723–38

CONTENTS

THE GENETICS AND EVOLUTION OF FLUCTUATING ASYMMETRY, <i>Larry J. Leamy and Christian Peter Klingenberg</i>	1
LIFE-HISTORY EVOLUTION IN REPTILES, <i>Richard Shine</i>	23
THE EVOLUTIONARY ENIGMA OF MIXED MATING SYSTEMS IN PLANTS: OCCURRENCE, THEORETICAL EXPLANATIONS, AND EMPIRICAL EVIDENCE, <i>Carol Goodwillie, Susan Kalisz, and Christopher G. Eckert</i>	47
INDIRECT INTERACTION WEBS: HERBIVORE-INDUCED EFFECTS THROUGH TRAIT CHANGE IN PLANTS, <i>Takayuki Ohgushi</i>	81
EVOLUTIONARY HISTORY OF POALES, <i>H. Peter Linder and Paula J. Rudall</i>	107
THE EVOLUTION OF POLYANDRY: SPERM COMPETITION, SPERM SELECTION, AND OFFSPRING VIABILITY, <i>Leigh W. Simmons</i>	125
INDIVIDUAL-BASED MODELING OF ECOLOGICAL AND EVOLUTIONARY PROCESSES, <i>Donald L. DeAngelis and Wolf M. Mooij</i>	147
THE INFLUENCE OF PLANT SECONDARY METABOLITES ON THE NUTRITIONAL ECOLOGY OF HERBIVOROUS TERRESTRIAL VERTEBRATES, <i>M. Denise Dearing, William J. Foley, and Stuart McLean</i>	169
BIODIVERSITY AND LITTER DECOMPOSITION IN TERRESTRIAL ECOSYSTEMS, <i>Stephan Hättenschwiler, Alexei V. Tiunov, and Stefan Scheu</i>	191
THE FUNCTIONAL SIGNIFICANCE OF RIBOSOMAL (R)DNA VARIATION: IMPACTS ON THE EVOLUTIONARY ECOLOGY OF ORGANISMS, <i>Lawrence J. Weider, James J. Elser, Teresa J. Crease, Mariana Mateos, James B. Cotner, and Therese A. Markow</i>	219
EVOLUTIONARY ECOLOGY OF PLANT ADAPTATION TO SERPENTINE SOILS, <i>Kristy U. Brady, Arthur R. Kruckeberg, and H.D. Bradshaw Jr.</i>	243
BIODIVERSITY-ECOSYSTEM FUNCTION RESEARCH: IS IT RELEVANT TO CONSERVATION? <i>Diane S. Srivastava and Mark Vellend</i>	267
CONSEQUENCES OF THE CRETACEOUS/PALEOGENE MASS EXTINCTION FOR MARINE ECOSYSTEMS, <i>Steven D'Hondt</i>	295
LANDSCAPE ECOLOGY: WHAT IS THE STATE OF THE SCIENCE? <i>Monica G. Turner</i>	319
ECOLOGY AND EVOLUTION OF APHID-ANT INTERACTIONS, <i>Bernhard Stadler and Anthony F.G. Dixon</i>	345

EVOLUTIONARY CAUSES AND CONSEQUENCES OF IMMUNOPATHOLOGY, <i>Andrea L. Graham, Judith E. Allen, and Andrew F. Read</i>	373
THE EVOLUTIONARY ECOLOGY OF GYNOGENESIS, <i>Ingo Schlupp</i>	399
MEASUREMENT OF INTERACTION STRENGTH IN NATURE, <i>J. Timothy Wootton and Mark Emmerson</i>	419
MODEL SELECTION IN PHYLOGENETICS, <i>Jack Sullivan and Paul Joyce</i>	445
POLLEN LIMITATION OF PLANT REPRODUCTION: PATTERN AND PROCESS, <i>Tiffany M. Knight, Janette A. Steets, Jana C. Vamosi, Susan J. Mazer, Martin Burd, Diane R. Campbell, Michele R. Dudash, Mark O. Johnston, Randall J. Mitchell, and Tia-Lynn Ashman</i>	467
EVOLVING THE PSYCHOLOGICAL MECHANISMS FOR COOPERATION, <i>Jeffrey R. Stevens, Fiery A. Cushman, and Marc D. Hauser</i>	499
NICHE CONSERVATISM: INTEGRATING EVOLUTION, ECOLOGY, AND CONSERVATION BIOLOGY, <i>John J. Wiens and Catherine H. Graham</i>	519
PHYLOGENOMICS, <i>Hervé Philippe, Frédéric Delsuc, Henner Brinkmann, and Nicolas Lartillot</i>	541
THE EVOLUTION OF AGRICULTURE IN INSECTS, <i>Ulrich G. Mueller, Nicole M. Gerardo, Duur K. Aanen, Diana L. Six, and Ted R. Schultz</i>	563
INSECTS ON PLANTS: DIVERSITY OF HERBIVORE ASSEMBLAGES REVISITED, <i>Thomas M. Lewinsohn, Vojtech Novotny, and Yves Basset</i>	597
THE POPULATION BIOLOGY OF MITOCHONDRIAL DNA AND ITS PHYLOGENETIC IMPLICATIONS, <i>J. William O. Ballard and David M. Rand</i>	621
INTRODUCTION OF NON-NATIVE OYSTERS: ECOSYSTEM EFFECTS AND RESTORATION IMPLICATIONS, <i>Jennifer L. Ruesink, Hunter S. Lenihan, Alan C. Trimble, Kimberly W. Heiman, Fiorenza Micheli, James E. Byers, and Matthew C. Kay</i>	643
INDEXES	
Subject Index	691
Cumulative Index of Contributing Authors, Volumes 32–36	707
Cumulative Index of Chapter Titles, Volumes 32–36	710

ERRATA

An online log of corrections to *Annual Review of Ecology, Evolution, and Systematics* chapters may be found at <http://ecolsys.annualreviews.org/errata.shtml>